

Description

Current track

A/C compressor clutch, N25	41
A/C evaporator temperature switch, E33	11
A/C refrigerant high pressure switch, F23	27
A/C refrigerant low pressure switch, F73	41
A/C relay, J32	9-13
A/C switch, E35	2-6
A/C thermostic switch, F45	39-41
Coolant fan fuse, S42	25
Fresh air blower, V2	5
Fresh air blower series resistance, N23	2-5
Fresh air blower switch, E9	2-5
Fuse, S6	1
Fuse, S23	7
Fuse, S19	35
Overheat fuse, S24	5
Radiator cooling fan, V7	19-23
Radiator cooling fan relay, (2nd speed), J280	21-25
Radiator cooling fan relay, (3rd speed), J282	15-17
Radiator cooling fan thermostic switch, F18	33-36

Wire connections

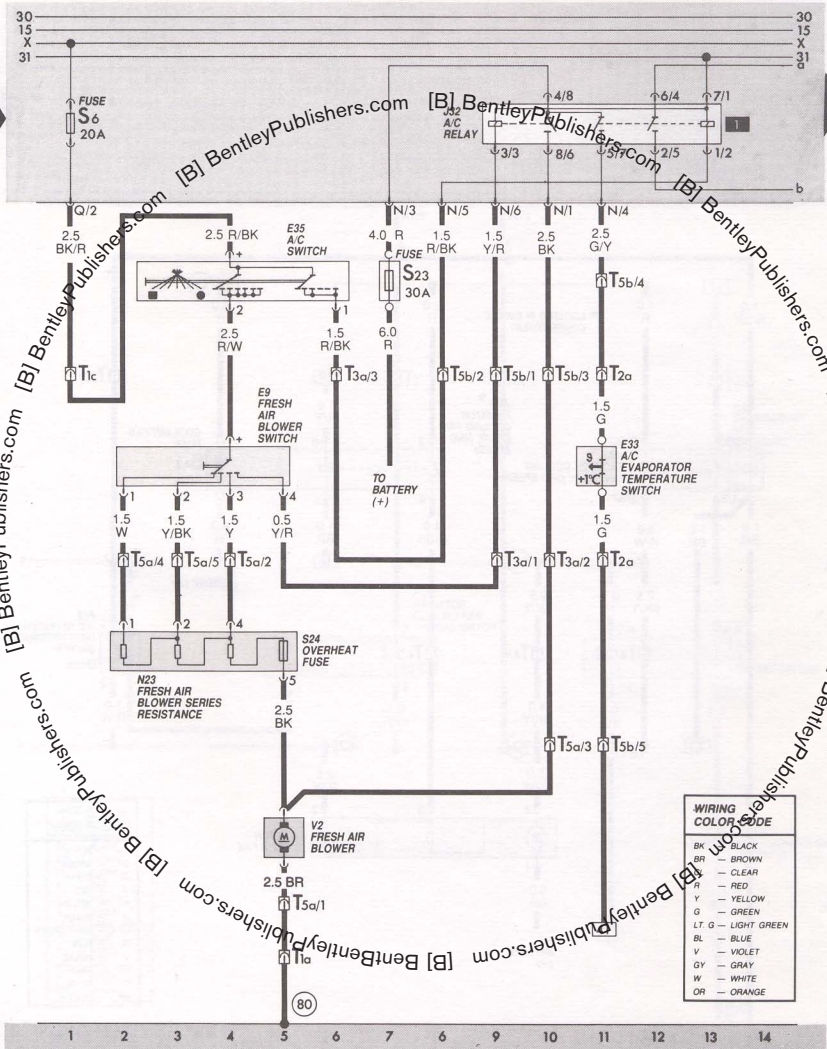
- T1a – single, behind instrument panel
- T1c – single, behind instrument panel
- T2 – double, in engine compartment
- T2a – double, behind instrument panel
- T3 – three-point, on radiator fan shroud
- T3a – three-point, behind instrument panel
- T4 – four-point, on radiator fan shroud
- T5a – five-point, behind instrument panel
- T5b – five-point, behind instrument panel

Ground connections

- (30) – near fuse/relay panel
- (80) – in instrument panel wiring harness
- (119) – in headlight wiring harness

Welded wiring harness points

- (K20) – plus connection (30), in radiator fan wiring harness
- (K21) – wire connection, in radiator fan wiring harness
- (K22) – wire connection, in radiator fan wiring harness
- (K24) – wire connection, in radiator fan wiring harness
- (L9) – wire connection, in A/C wiring harness
- (L10) – wire connection in A/C wiring harness



WIRING COLOR CODE

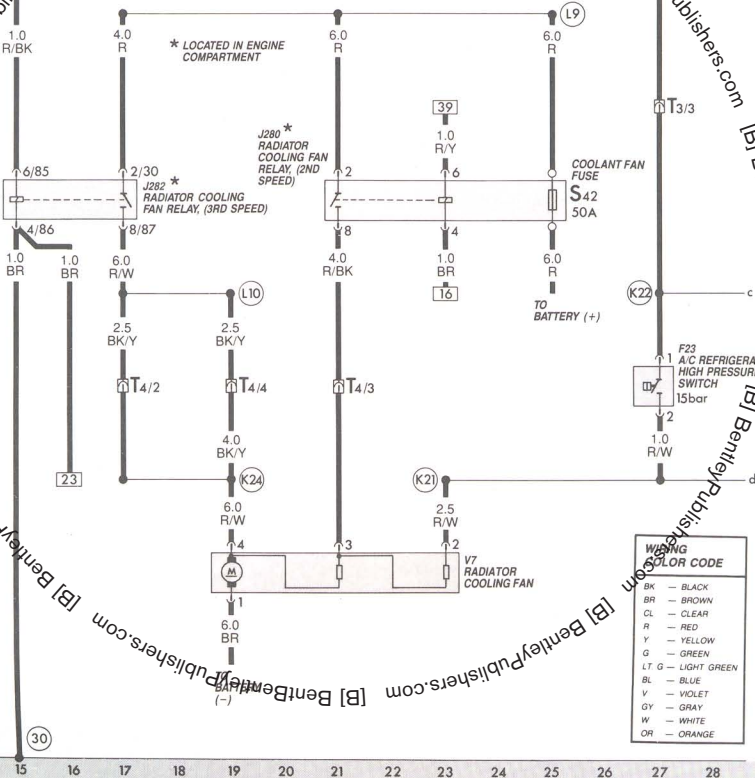
BK	- BLACK
BR	- BROWN
CL	- CLEAR
R	- RED
Y	- YELLOW
G	- GREEN
LT. G	- LIGHT GREEN
BL	- BLUE
V	- VIOLET
GY	- GRAY
W	- WHITE
OR	- ORANGE

97-9998

30
15
X
31

b

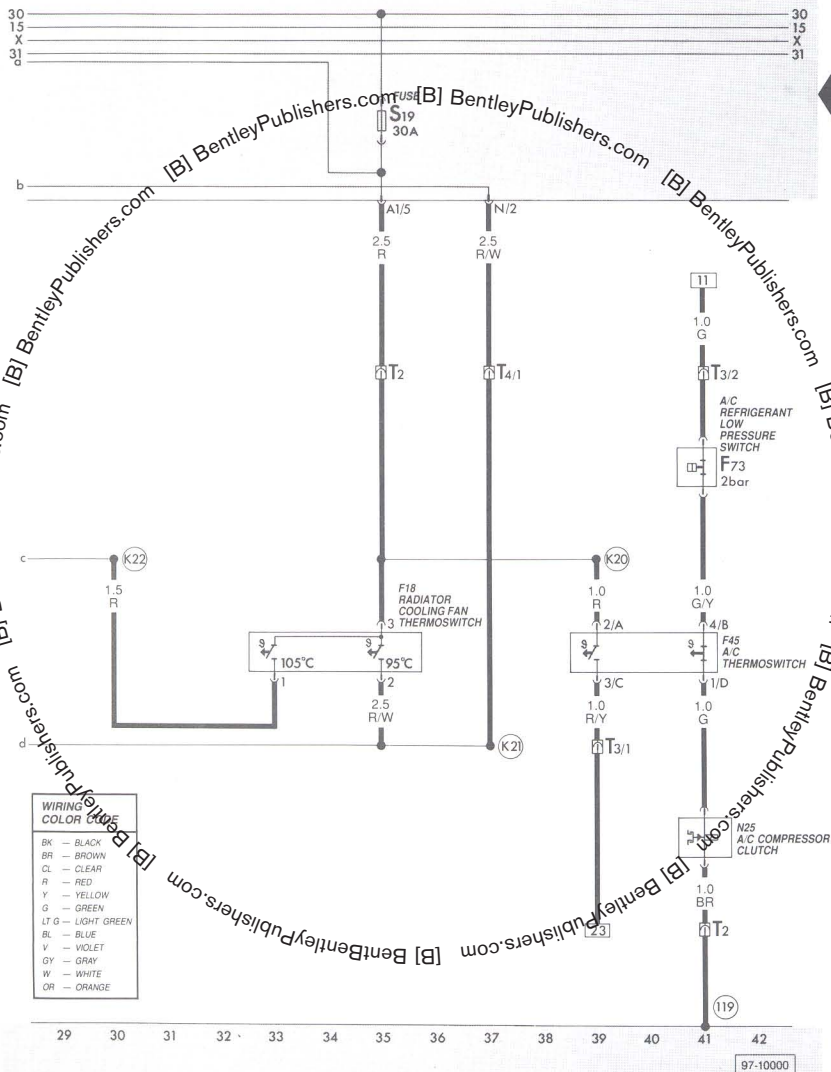
b



30

15 16 17 18 19 20 21 22 23 24 25 26 27 28

97-9999



WIRING COLOR CODE	
BK	— BLACK
BR	— BROWN
CL	— CLEAR
R	— RED
Y	— YELLOW
G	— GREEN
LT G	— LIGHT GREEN
BL	— BLUE
V	— VIOLET
GY	— GRAY
W	— WHITE
OR	— ORANGE